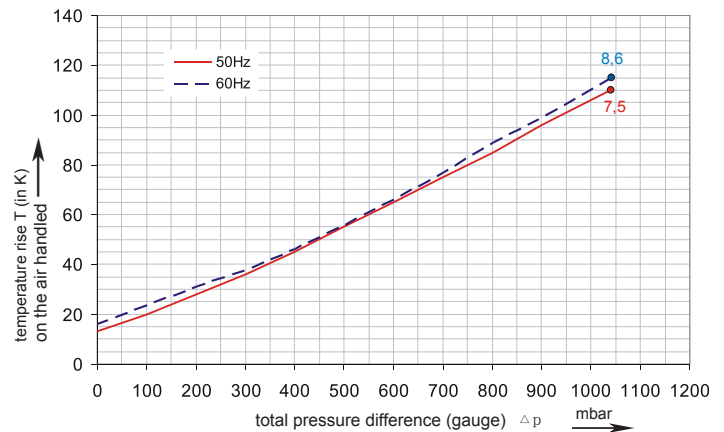
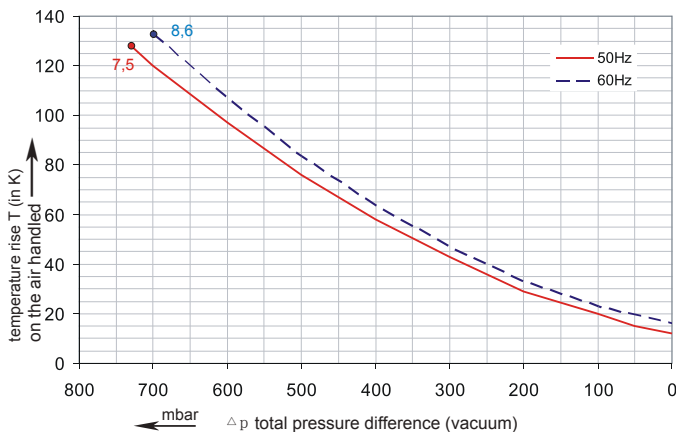
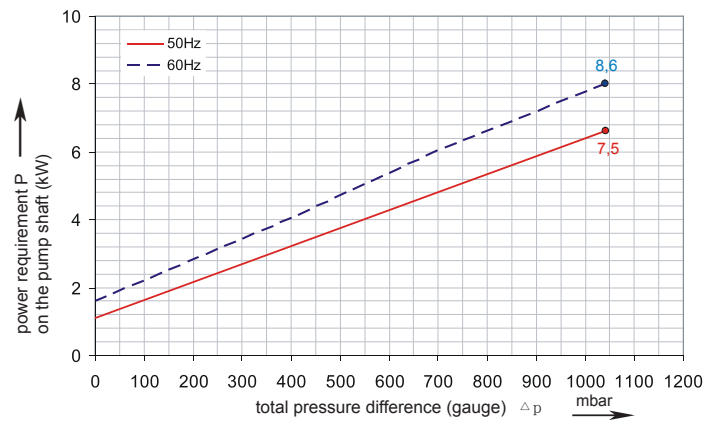
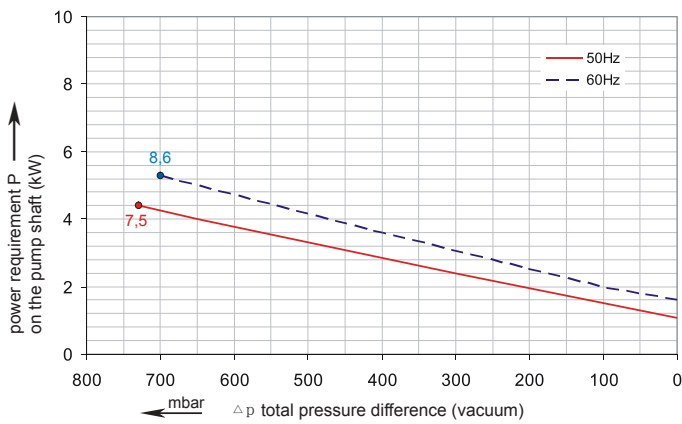
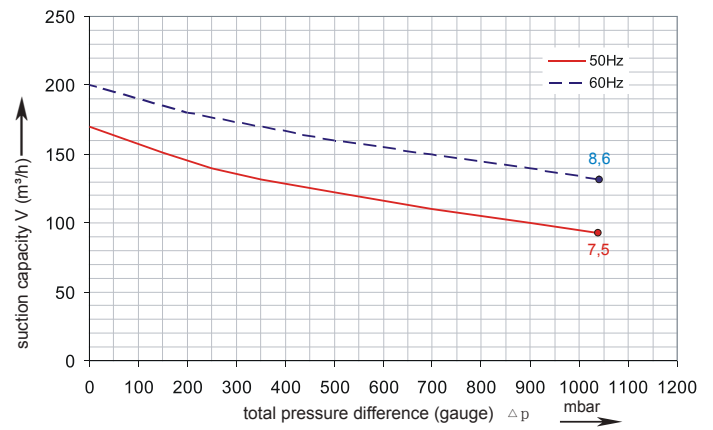
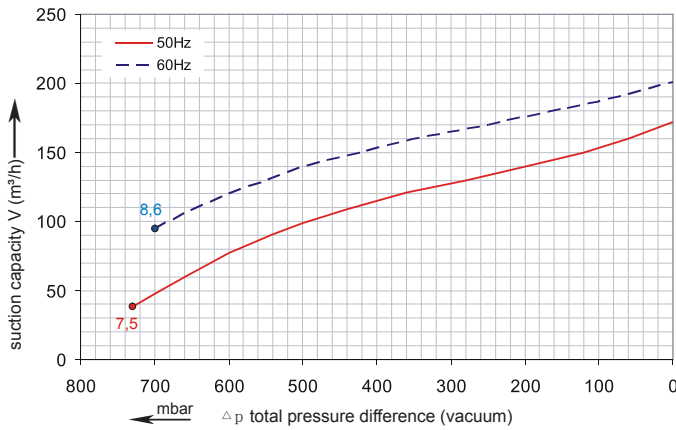


## Performance Curve for Vacuum

## Performance Curve for Pressure



The performance curves are based on air at a temperature of 15 °C and an atmospheric pressure of 1013 mbar with a tolerance of +/- 10 %. The total pressure differences are valid for suction and ambient temperatures up to 25 °C. For other conditions please confer with us.

Each PROAIR Blower can be applied both as vacuum pump and compressor in continuous operation over the total stated performance curve range. The motors are available as standard for the input voltage range of 50 and 60 Hz and for protection category IP 55 as well as approved for UL and CSA.

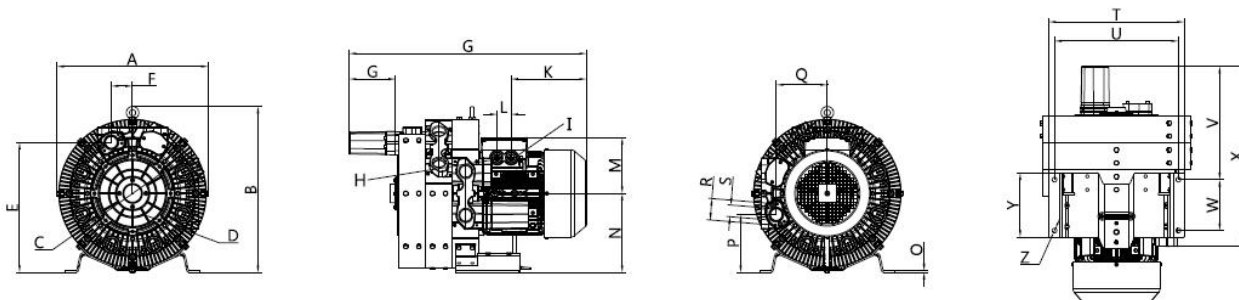
## Selection and ordering data

### B6TS

Order No.	Fre- quency	Rated power	Input voltage	Input current	Permissible total differential pressure <sup>2)</sup>		Sound pressure level <sup>3)</sup>	Weight ca.
					Vacuum mbar	Compressor mbar		
	Hz	kW	V	A			dB(A)	kg

#### 3~ 50/60 Hz IP55 isulation material class F 1)

B6TS-167	50 60	7.5 8.6	345D...415D 380D...480D	16.0D 16.0D	-730 -700	1040 1040	72 76	86 86
----------	----------	------------	----------------------------	----------------	--------------	--------------	----------	----------



	A	B	C	D	E	F	G	H	I	J	K	L	M	N	O	P	Q	R	S	T	U	V	W	X	Y	Z
3~	452	496	228	M8X15	338	63	711	M32X1.5	M32X1.5	140	226	42	167	236	5	172	153	64	G1 <sub>1/4</sub>	406	371	338	152	538	192	14



#### Other voltage ranges

B6TS- 1 □ □

50Hz	60Hz	
		↑ ↑
3~		
185...225 V D/320...390 V Y	200...240 V D/345...415 V Y	1 1
200...240 V D/345...415 V Y	200...275 V D/380...480 V Y	1 6
345...415 V D	380...480 V D	1 1
500 V D	575VD	7 5

Machines according to the ATEX norm 94/4 EG are available for the whole performance range.

Following types available: Category 3 G, 3/2 G, 3 D and 3/2 D.

1~		
100 / 200 V	100 / 200 V	5 4
115 / 230 V	115 / 230 V	5 5
230V	230V	8 1

Further voltage range on request; please quote in plain text.

All PROAIR B-TS blowers achieve the standards and norms of the low voltage directive (LVD)2006/95/EC, rotating electrotechnical motor EN 60034-1-2004, electromagnetic compatibility(EMC)EN55014-1/2,EN61000-2/-3/-4/-6.

- 1) For standard UL for ELECTRIC MOTOR UL 1004-1.
- 2) Relief-valve are available for limiting differential pressure.
- 3) Measuring-surface sound-pressure level acc. to DIN EN 21680, measured at a distance of 1 m. The pump is throttled to an average suction pressure, a hose is connected to the discharge side (compressor) / suction side (vacuum pump), but is not fitted with relief valves.

The motors are designed according to the DIN EN 60 034 / DIN IEC 34-1 and temperature class F.

For the three phase machines the tolerances are +/- 10 % for fixed voltage and +/- 5 % for voltage range.

The single phase machines are designed with a +/- 5 % tolerances. If only 90 % of the maxium allowed pressure will be used for the continuousoperating then the allowed voltage range add to +/- 10 %.

For all single and three phase machines which designed according to the UL and CSA norm (UL 1004-1) the maximum allowed voltage tolerances are - 10 % resp. + 6 %.

The frequency tolerance is maximum +/- 2 %.

Changes in particular the quoted performance curve, datas and weights without prior notice. The figures are without obligations. .